
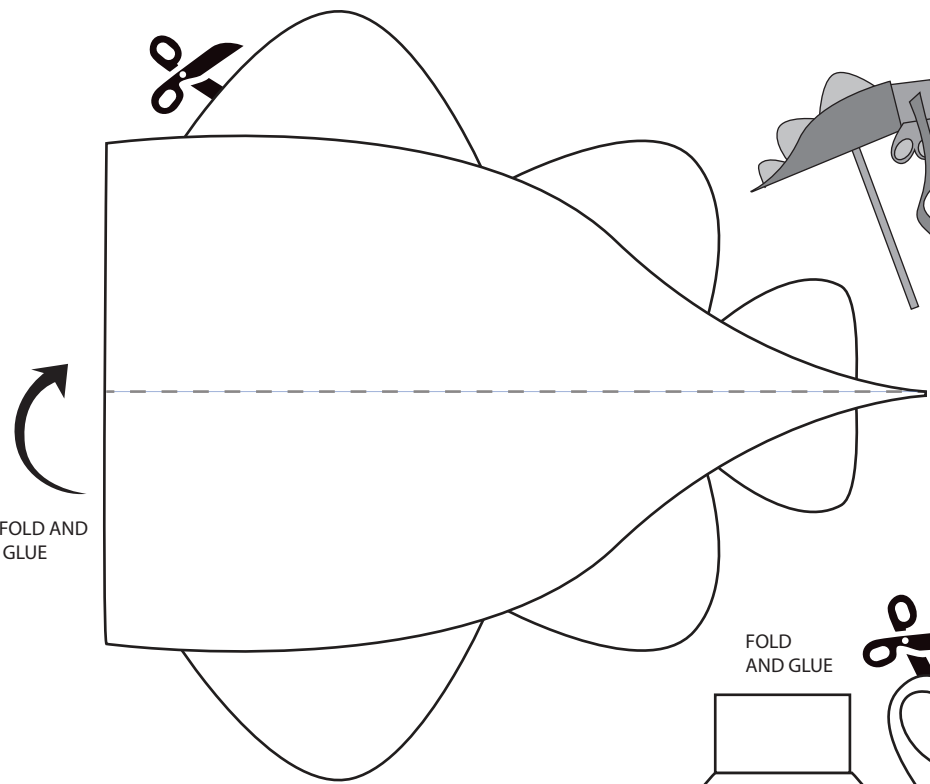


Jemimah

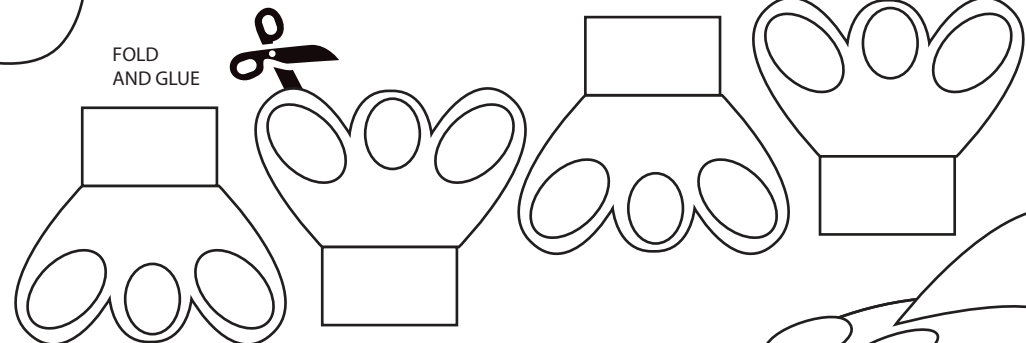
paper "dragon" puppet



Cut out the head and tail and fold in half. Cut a long strip of paper and fold it accordion style. Use construction paper, or decorate a strip of paper with paint or markers and then cut a strip about 1 1/2 inches wide and 12 inches long (or longer if you wish). Place the paper strip in between the two halves of the head and tail along with a bamboo skewer or chopstick and glue together. Decorate the body of the dragon with ribbons or other trim if you wish to make it extra festive!



FOLD AND GLUE



FOLD AND GLUE

